

The background of the slide features a dark, semi-transparent blue overlay. Behind this overlay, a parking sign is visible on the left side. The sign has three sections: the top section reads 'Daily 5:00-5:00 AM EXCEPT SUNDAY', the middle section reads 'TOW-AWAY Thurs. 5:30-9:00 PM FOR TOWED CARS PHONE S.D. 549-7312', and the bottom section reads '2 HOUR PARKING 9 AM TO 6 PM EXCEPT SUNDAY'. To the right of the sign, a blurred image of a building facade with a grid-like pattern is visible.

# 2023 Point-in-Time Report

BLUE RIDGE CONTINUUM OF CARE

# Overview

- The Point-in-Time (PIT) is an annual count of sheltered and unsheltered individuals in the Blue Ridge Continuum of Care that is conducted by the Blue Ridge Interagency Council of Homelessness (BRICH)
- Blue Ridge CoC partners and volunteers from the Radford University Carilion PA program, Blue Ridge Behavioral Healthcare, Total Action for Progress, the City of Roanoke, Greene Memorial United Methodist Church, and the VA Medical Center assisted with administering the unsheltered street count.
- Data gathered from this process provides valuable information to area service providers, policymakers, and the general public on the challenges and barriers associated with homelessness.
- This report includes demographic characteristics for people experiencing homelessness and uses hard count and survey data obtained directly from the Homeless Management Information System (HMIS) for all emergency shelter providers (excluding domestic violence shelters).

# Methodology

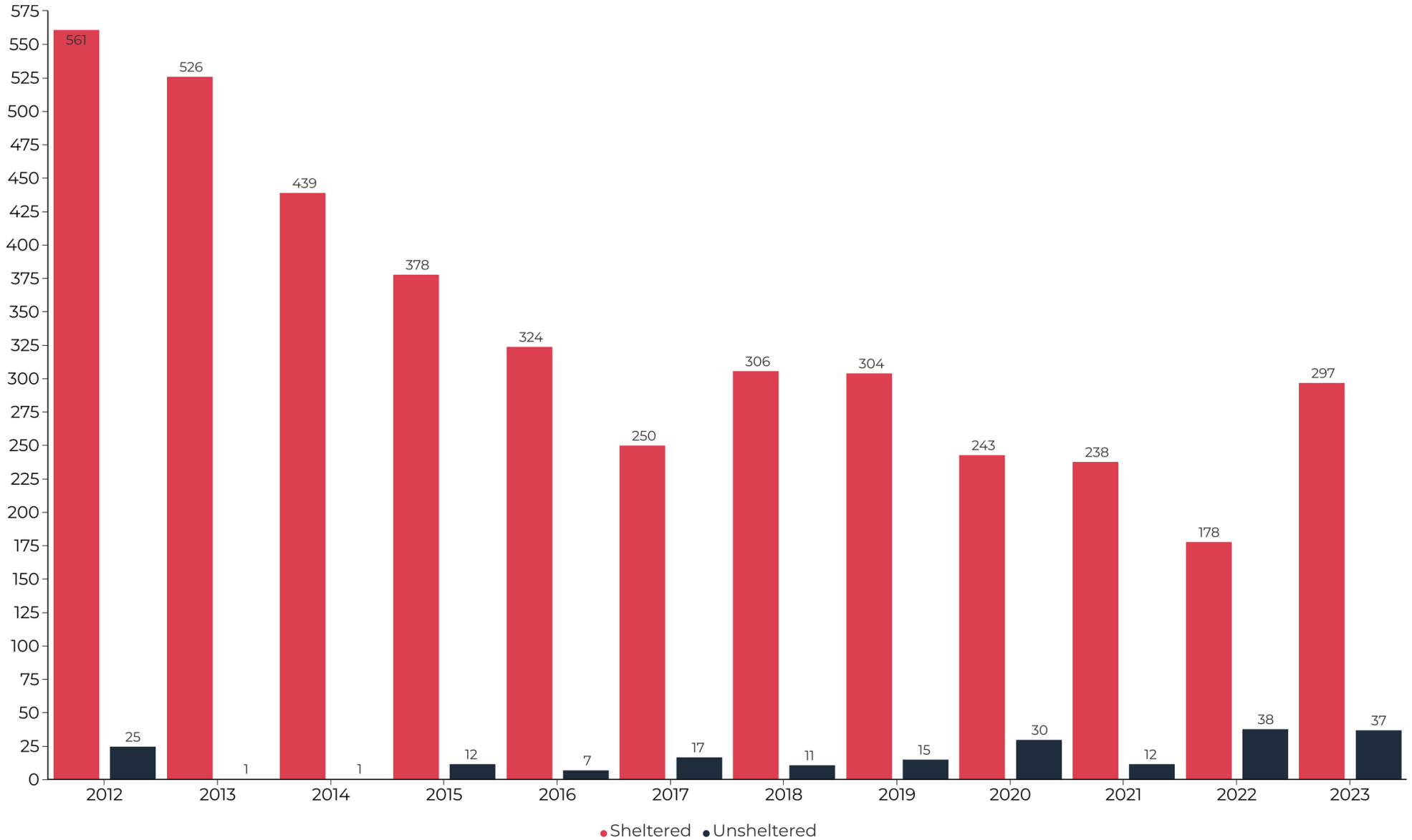
- The 2023 Point-in-Time Count and Homeless Survey Report presents a snapshot of data obtained on the night of January 25th from sheltered and unsheltered people in the Blue Ridge Continuum of Care (CoC) Region of Virginia: Alleghany County, Botetourt County, Craig County, Roanoke County and the cities of Covington, Roanoke, and Salem.
- The instruments used to collect survey data were the Vulnerability Index – Service Prioritization Decision Assistance Tool (VI-SPDAT) v2.0 for single adults, the VI-SPDAT v2.0 for families, and supplemental questions based on the respondent's situation.
- The VI-SPDAT v2.0, the CoC's primary common assessment tool, is administered to all homeless individuals and/or families upon entry into the region's coordinated system of care to determine 1) the level of vulnerability for the individual or family; and 2) to prioritize services based on vulnerability.
- VI-SPDAT data are entered into the Homeless Management Information System (HMIS) in addition to other essential elements such as demographic characteristics; homelessness and housing histories, and income and benefit amounts.



# Key Findings

- 334 people experiencing homelessness in the region, **an increase of 54.6% from 2022**
- 88.9% were staying in emergency shelters; 11.1% were unsheltered, **a 2.6% decrease from 2022**
- 15.9% were children; 78.7% were over the age of 24; 5.4% were between 18 and 24
- Decrease in homelessness of 40.5% since 2012.

# Trend in Homelessness

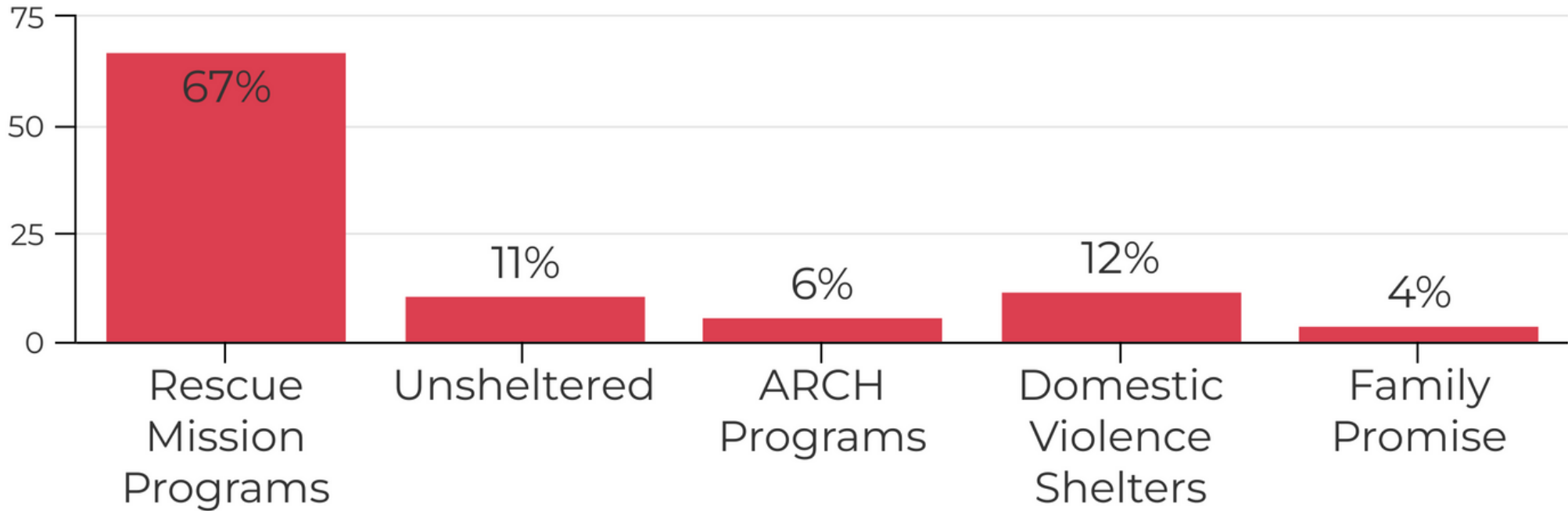




# Subpopulations

- 30 Veterans, representing a 57.9% increase over 2022. None in households with children; 11 were chronically homeless; 4 were unsheltered.
- Fifty-five individuals were in adult-only households; one family included two chronically homeless individuals.
- Chronic homelessness increased by 46.2 percent between 2022 (39) and 2023 (57); an overall decrease of 61.7 percent since 2012 (149).
- 18 unaccompanied youth (18-24); 16 in adult-only households; one was unsheltered. There were two homeless youth counted in parenting youth households.

# Program Breakdowns

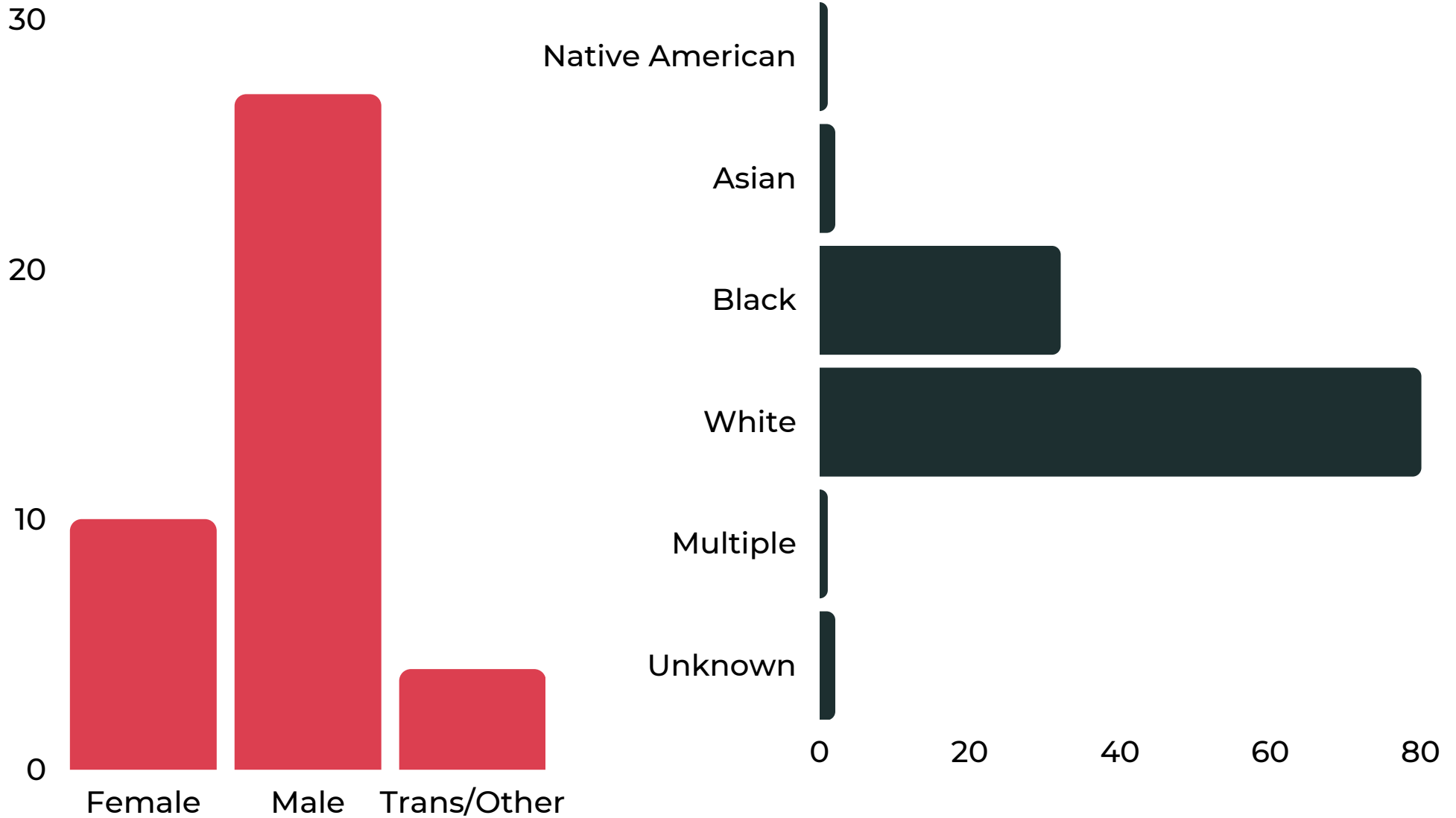


# Shelter Breakdown

Program	Number of individuals in families	Number of individuals in households without children	Number of veterans	Number of chronically homeless	Number of youth	Total number of individuals
ARCH BRBH	0	2	0	0	0	2
ARCH Families and Single Women	0	9	1	1	1	9
ARCH Veterans Housing/GPD Contract	0	9	9	3	0	9
Family Promise Housing for Families with Children	12	0	0	0	0	12
Rescue Mission Men's Shelter	0	124	14	27	5	124
Rescue Mission Women & Children's Center (WCC)	40	58	1	11	9	98
Rescue Mission Respite	0	2	1	0	0	2
Safe Home Systems	0	3	0	0	1	3
TAP DVS	26	1	0	0	1	27
Turning Point	11	0	0	2	0	11
Unsheltered	0	37	4	12	1	37
<b>Totals</b>	<b>89</b>	<b>245</b>	<b>30</b>	<b>56</b>	<b>18</b>	<b>334</b>

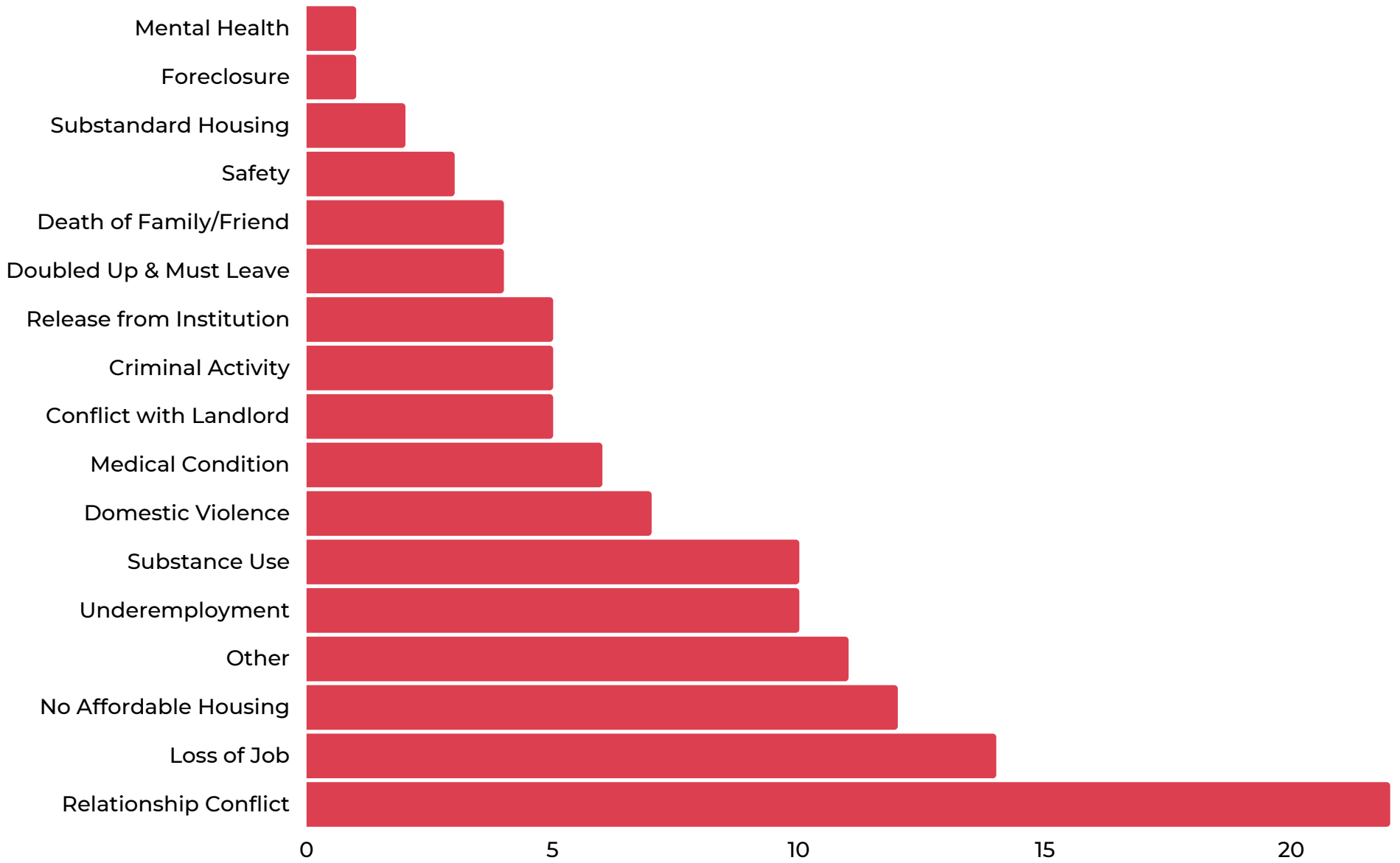


# Survey Findings



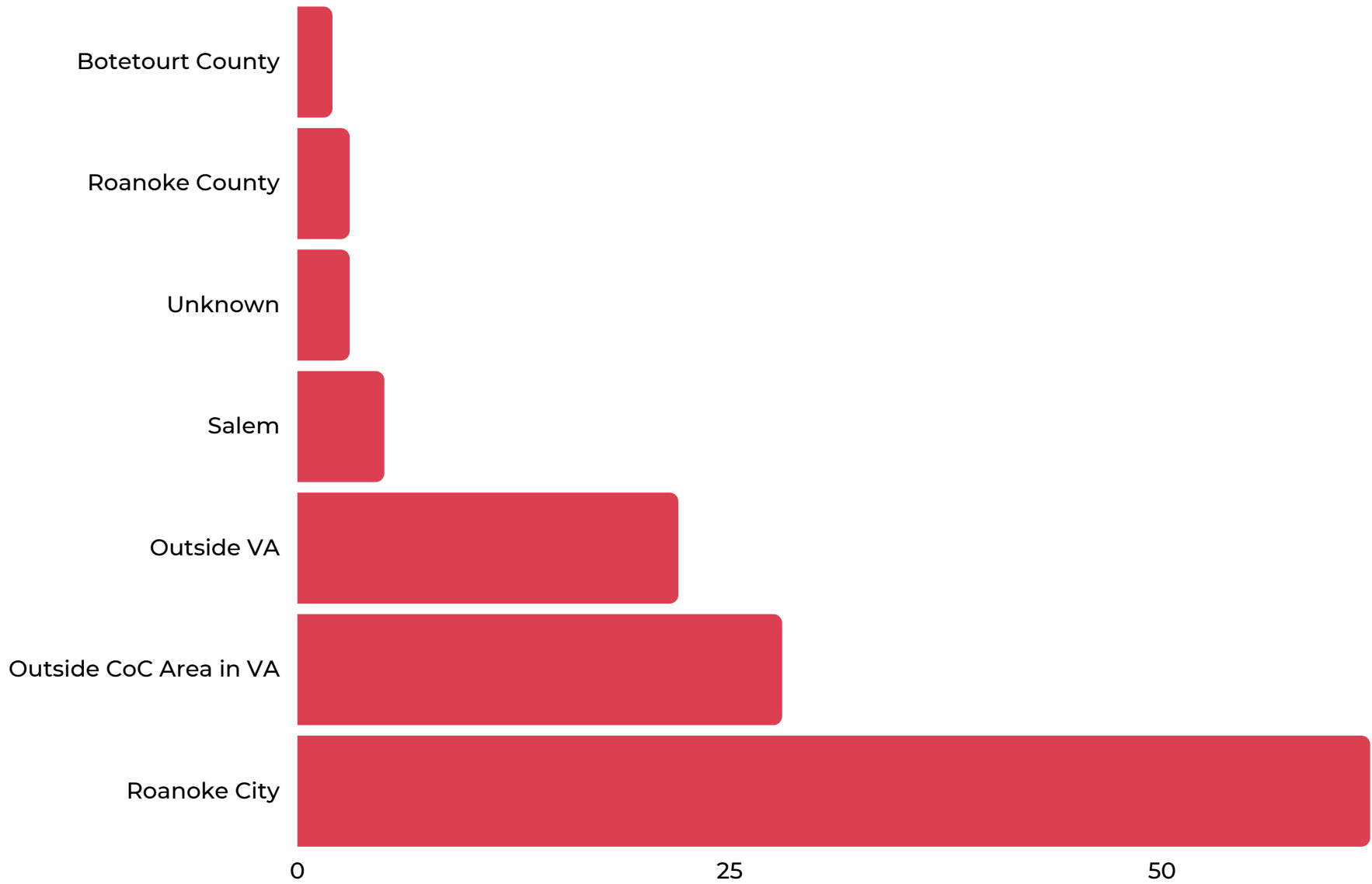
# Survey Findings

## Reason for Homelessness



# Survey Findings

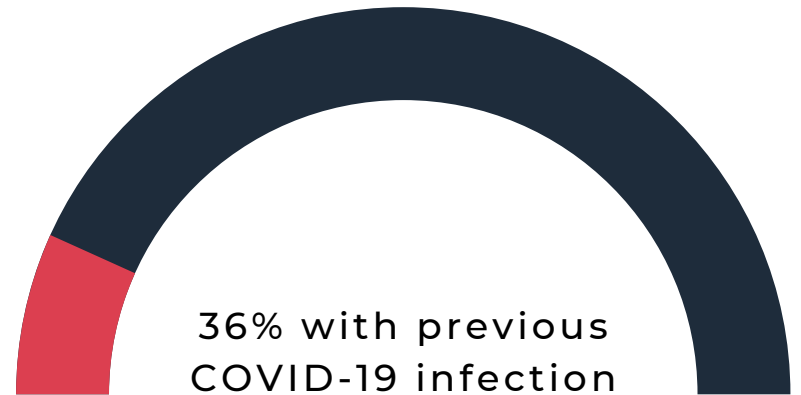
## Last housed location



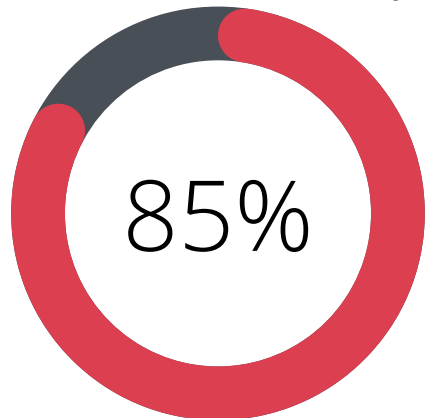
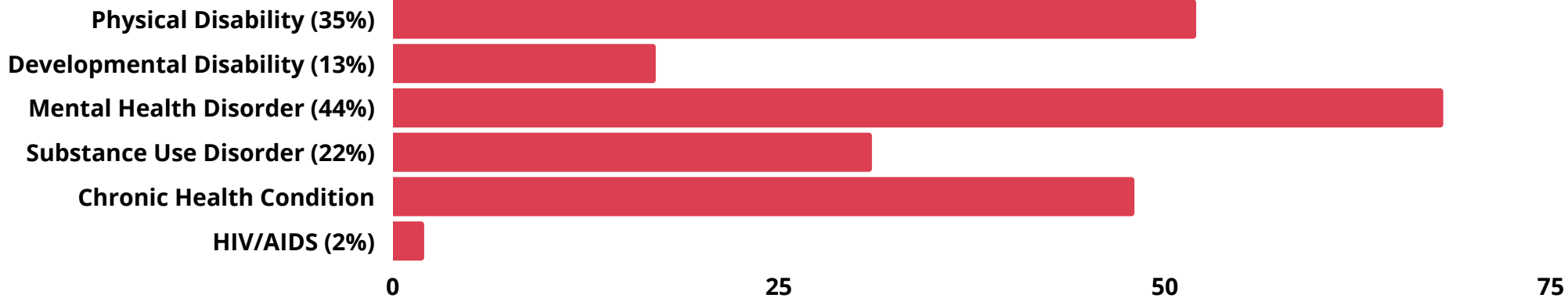
# Survey Findings




66% at least partially vaccinated against COVID-19



## Disabling conditions:



reported having health insurance



Mean Age: 46  
Median Age: 46



# Resource Fair

- First annual Resource Fair was held at the Berglund Civic Center on January 26, 2023
- 80 individuals participated
- Participants received donated clothing and personal care items, lunch, transportation to and from the event, as well as the opportunity to meet with representatives from over 20 local service organizations, including workforce, HIV/HCV testing, COVID and Flu vaccines, medical and mental health, etc.
- Participants could also answer the Point-in-Time survey and VI-SPDAT during the event.
- The Resource Fair was a huge success and is hoped to be an annual event around the Point-in-Time survey.
- Sponsors of the event included the City of Roanoke and Church Women United

# questions?

MATT CROOKSHANK

Chair, Blue Ridge Continuum of Care

[matthew.crookshank@roanokeva.gov](mailto:matthew.crookshank@roanokeva.gov)

(540) 312-8301