

BRCoC - System Usage Stats for Selected Programs - Last Two HUD Fiscal Years (Oct 2020-Sept 2022)

<u>Individual Programs</u>	<u>Total Served</u>	<u>% of Total</u>	<u>Total Children</u>	<u>% of Total Served by Program who are children</u>	<u>Individuals in a HH without children (adults only)</u>	<u>% of Adults Served by Program</u>	<u>Individuals in a HH with children (adults + children)</u>	<u>% of Individuals in a HH with children served by a program</u>
Total Served - All SO & ES	2858		279	9.76%	2421		363	
Rapid Re-Housing	359	12.56%	148	41.23%	123	34.26%	236	65.74%
Permanent Supportive Housing	66	2.31%	6	9.09%	56	84.85%	10	15.15%

<u>Veteran Programs</u>	<u>Total Served</u>	<u>% of Total</u>	<u>Total Children</u>	<u>% of Total Served by Program who are children</u>	<u>Individuals in a HH without children (adults only)</u>	<u>% of Adults Served by Program</u>	<u>Individuals in a HH with children (adults + children)</u>	<u>% of Individuals in a HH with children served by a program</u>
Total Individuals Served	363		42	11.57%	283	77.96%	78	21.49%
Total Veterans Served	287							
SSVF Rapid Re-Housing - ALL	235	81.88%	28	11.91%	182	77.45%	53	22.55%
SSVF Rapid Re-Housing - VETS	185	50.96%	0	0.00%	171	92.43%	14	7.57%
HUD-VASH - ALL	128	35.26%	12	9.38%	101	78.91%	25	19.53%
HUD-VASH - VETS	102	28.10%	0	0.00%	94	92.16%	8	7.84%

Stella Performance Module



CoC Code: VA-502 Name: FY2021 LSA Initial Upload second try Report Period: 10/01/2020 - 09/30/2021 Submission Type: official

Dashboard

Days Homeless

Exits

Returns

Demographics

Overview

Comparison

Demographics Overview

Total counts and demographic characteristics for households, heads of household and adults, and total people that were served for the household type and project type selected in the dropdowns.



All Households

Served in shelters & transitional housing

946

Households (HH)

950

Heads of Household (HoH) and Adults

1,014

People

Gender of HoH and Adults: 950 People



Female 32% | 307

Male 65% | 622

No Single Gender 0% | 0

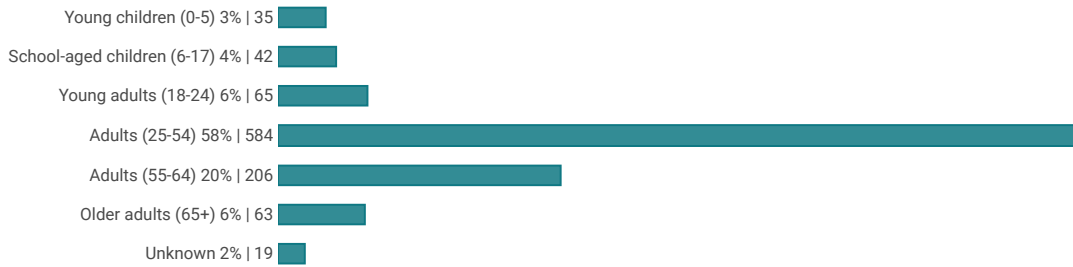
Questioning Gender 0% | 0

Transgender <1% | 4

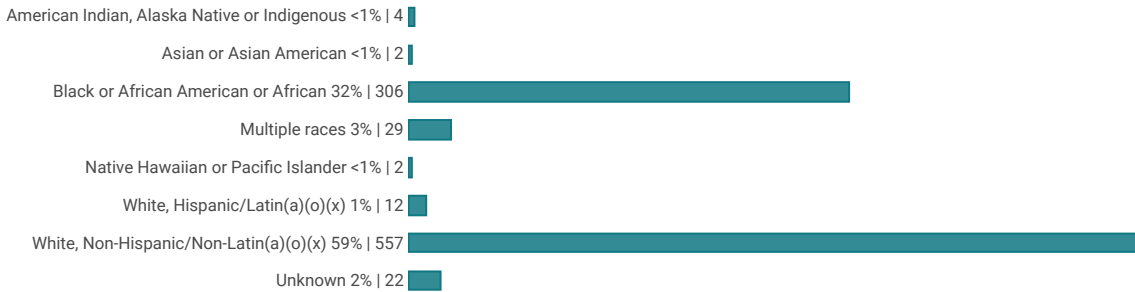
Unknown 2% | 17

Age of All Persons in Household: 1,014 People

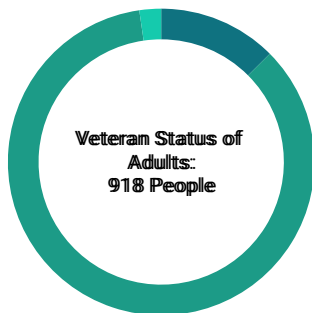





Race and Ethnicity of HoH and Adults: 950 People

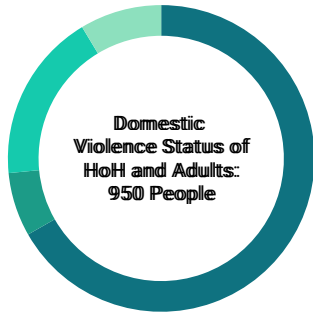


Household Composition: 946 HH



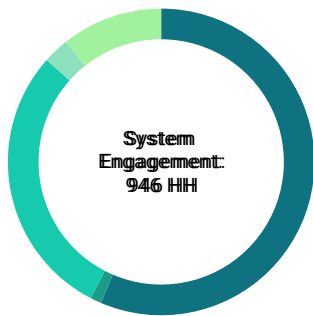
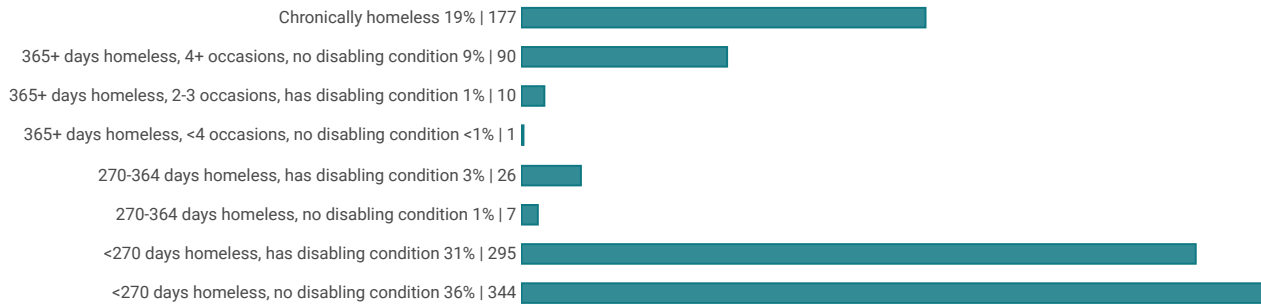
- 13% | 115 Veterans
- 85% | 782 Non-veterans
- 2% | 21 Unknown





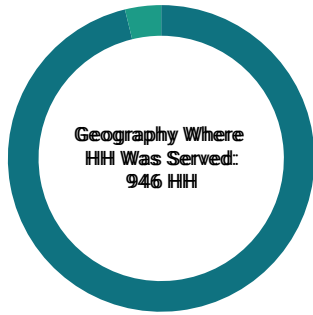
- 67% | 634 Not a DV survivor
- 7% | 64 DV survivor and currently fleeing
- 18% | 170 DV survivor and not currently fleeing or unknown fleeing status
- 9% | 82 DV status unknown

Chronic Homelessness and Disabling Condition of HoH and Adults: 950 People



- 56% | 534 First time homeless in the system
- 1% | 11 Returning from a permanent destination
- 29% | 274 Re-engaging from a temporary destination
- 3% | 26 Re-engaging from an unknown destination
- 11% | 101 Continuously homeless





Prior Living Situation for Households: 946 HH

- 96% | 910 Served in city
- 4% | 36 Served in suburb



- Sitemap
- Busque Información en Español
- Accessibility
- Contact Info
- Privacy Policy
- FOIA
- A-Z Index
- Web Management and Web Policies
- Inspector General
- No Fear Act
- PaymentAccuracy.gov
- Download Nuance PDF Reader to view PDF files



Submit questions or comments about the HDX 2.0 via [Ask A Question](#) (choose "HDX" as the topic)

U.S. Department of Housing and Urban Development | 451 7th Street S.W., Washington, DC 20410

Telephone: (202) 708-1112 TTY: (202) 708-1455 [Find the address of the HUD office near you](#)

